

Government of India

Ministry of Road Transport & Highways
(Chief Engineer - Regional Office, Lucknow)

N.H. Bhawan, Biotech Chowk, Lucknow Ring Road, Vikas Nagar, Lucknow - 226 022

Ph.: (0522) - 2967112, 2738226 (Tele-Fax)

Dated: 10.09.2020

Invitation of public comments

Sub.: Proposals for NOC for overhead crossing of 132 KV DC Amariya -Pooranpur Transmission line on NH-730 at Km.14.310 near - Puranpur & District - Pilibhit in the State of Uttar Pradesh - Reg.

1. The Executive Engineer, Electricity Transmission Division-II, UP Power Transmission Corporation Limited, Hydel Colony, Rampur Garden, Bareilly has submitted the proposal for NOC for overhead crossing of 132 KV DC Amariya -Pooranpur Transmission line on NH-730 at Km.14.310 near - Puranpur & District - Pilibhit in the State of Uttar Pradesh to the Executive Engineer, NH Division, PWD, Bareilly.

2. From the submitted proposal, it is seen that the height of both the pylons on which the proposed overhead line is hanging is 47.915m. The pylons on either side are erected at distance of 95.00m & 57.00m from the National Highway boundary. Further, it has been noted that the minimum clearance between the lowest conductor of the proposed line and NH carriageway is 25.8m.

3. As per the guidelines, issued by the Ministry vide OM No.RW/NH-33044/29/2015/S&R(R) dated 22.11.2016, the application shall be put out in the public domain for 30 days for seeking claims and objections (on grounds of public inconvenience, safety and general public interest).

4. In view of the above, comments of public on the above application is invited to the below mentioned address:

The Chief Engineer - Regional Officer,
Ministry of Road Transport & Highways,
N.H. Bhawan, Biotech Chowk, Lucknow Ring Road,
Vikas Nagar, Lucknow - 226 022.

Encl.: As Above.

Yours faithfully,

Raj Kumar
10.09.2020

(Raj Kumar)

Assistant Executive Engineer
For Chief Engineer - Regional Officer

Copy to:

- (i) NIC, New Delhi - for uploading on the Ministry's website.
- (ii) The Chief Engineer (NH), UP PWD, Lucknow - for information.

(Raj Kumar)

Assistant Executive Engineer
For Chief Engineer - Regional Officer


CHECK-LIST


FOR NH -730 Road Crossing by 132 KV DC AMARIYA-PURAN PUR TRANSMISSION
LINE

S.NO.	DESCRIPTION	DETAILS
1.	National Highway Number	NH-730
2.	Name of Crossing	PILIBHIT-LAKHIM PUR
3.	SYSTEM OF SUPPLY (i.e VOLTAGE) FREQUENCY NO.OF PHASES,WHETHER NEUTRAL IS EARHTED OR NOT	132 K.V. d/C 3 phase 50 cycles A.C. AND 1 OPGW
4.	Position of towers	BETWEEN LOC. NO. 114 (DD+18) & 115 (DD+18)
5.	NORMAL SPAN OF CONDUCTOR	300 M.
6.	MAX.SAG AT NORMAL SPAN	7.8M.
7.	CROSSING SPAN	219M.
8.	Preceding span	290 M.
9.	Succeeding span	279 M.
10.	Height of structure above ground and below ground separately and details of foundation	A) Location No.114 (DD+18) height above GL 47.915M depth below GL 2.10M. B) Location No.115 (DD+18) height above GL 47.915M depth below GL 2.10M
11.	MILE STONE NO	NA
12.	CLEARANCE OVER ROAD	25.8 M.


Sub-Divisional Officer
Electricity Transmission Sub Division
Pilibhit


Executive Engineer
N. H. Construction Divisor
P. W. D. Bareilly



Executive Engineer
Electricity Transmission Division-II
Hydel Colony, Rampur Garden
Bareilly


Assistant Engineer
N. H. Construction Divisor
P. W. D. Bareilly

13.	Height above ground level of (1) Lowest conductor on insulator and (2) guard wire on bracket above ground level	25.8 M.
14.	Height of road level above ground level measured at the foot of the structure.	Location No. 114 DD+18 = 2.2 M. Location No. 115 DD+18 = 1.8 M
15.	Angle of road crossing	90° 00' 00"
16.	Distance of NH Boundary From center of tower	Loc. No. 114(DD+18) = 95 Loc. No. 115(DD+18) = 57
17.	Perpendicular distance from center of tower to center of road	Loc. No. 114(DD+18) = 121.5 M. Loc. No. 115 (DD+18) = 83.5 M
18.	Protection of assembly to the line	Anti Climbing devices provided
19.	No. of stay required	NO.
20.	Minimum Factor of Safety	2.
21.	Size of power conductor mm.	ACSR ZEBRA (Conductor dia.28.62MM
22.	Size of Earth Wire mm	OPGW 24 F (Overall Diameter – 12 mm)
23.	FOUNDATION TYPE	FS
24.	PLAN PAPER DIAGRAM	PROFILE(ENCLOSED)
25.	EARTHING	PIPE TYPE EARTHED


 Sub-Divisional Officer
 Electricity Transmission Sub Division
 Pilibhit


 Assistant Engineer
 N. H. Construction Division,
 P W D Bareilly


 Executive Engineer
 Electricity Transmission Division-II
 Hydrel Colony, Rampur Garden
 Bareilly


 Executive Engineer
 N. H. Construction Division
 P W D Bareilly