



भारतीय राष्ट्रीय राजमार्ग प्राधिकरण

(सड़क परिवहन और राजमार्ग मंत्रालय, भारत सरकार)

NATIONAL HIGHWAYS AUTHORITY OF INDIA

(Ministry of Road Transport and Highways, Govt. of India)

क्षेत्रीय कार्यालय/ REGIONAL OFFICE

ई-6/47, स्मृति परिसर, साईबोर्ड के पास, अरेरा कॉलोनी, भोपाल (म.प्र.)-462016

E-6/47, Smriti Parisar, Near Sai Board, Arera Colony, Bhopal (M.P.)-462016

दूरभाष / Phone : 0755-2426638, फैक्स/Fax : 0755-2426698, ई-मेल/E-mail ID - robhopal@nhai.org



NHAI/RO-MP/UJN/Gas Pipeline/NH-552G/2023/48772

Date: 13.03.2023

Invitation of Public Comments

Sub: Permission for laying of 12 inch Natural Gas Pipeline From Tanodiya village to Agar Malwa City (NH-552G) in Agar District-reg.

Ref: PD, PIU-Ujjain letter no. 374 dated 18.02.2023.


The Project Director, PIU-Ujjain NHAI vide their letter dated 18.02.2023 has submitted the **Permission for laying of 12 inch Natural Gas Pipeline From Tanodiya village to Agar Malwa City (NH-552G) in Agar District.**

2. As per Ministry vide OM No. RW/NH-33044/29/2015/S&R (R) dated 22.11.2016, the Highways Administrator will make available the proposal seeking permission for utility laying for public comments for **30 days** on ground of public interest.

3. In view of the above, the comments of public are invited on captioned proposal (Copy of application is enclosed) and the same should reach to below mentioned address till **13.04.2023** beyond which no comments will be considered.

The Highway Administrator
O/o Regional Officer
National Highways Authority of India
E-6/47, Smriti Parisar, Near Sai Board
Arera Colony, Bhopal (MP)-462016
E-mail ID: robhopal@nhai.org

This is being issued with the approval of Regional Officer Cum Highway Administration.


(Abdulla Javed Azmi)
DGM (Tech.)

Copy to:

- (i) Web Admin, NHAI-HQ-with request for uploading on the NHAI website.
- (ii) The Senior Technical Director, NIC, Transport Bhawan, New Delhi-110001 for uploading on Ministry's Website.
- (iii) The Project Director, NHAI, PIU-Ujjain (MP) for information.
- (iv) (VC & Cluster Head)-MP, Megha Gas Distribution Pvt. Ltd. Agar Malwa (MP)-e-mail: info@meghagas.com.

CHECK - LIST

Guidelines for Project Directors for processing the proposal for laying of Gas pipeline on the lands across National Highways vested with NHAI.

Guidelines for processing the proposal for laying of Gas line in the land along National Highways/Expressway vested with NHAI/PWD/BRO.


S.NO	Item	Information/Status	Remarks
1	General Information	Gas pipeline laying along the highway and crossing-NH-552G	
1.1	Name and Address of the Applicant/Agency	Megha City Gas Distribution Pvt. Ltd. (VP & Cluster Head) – Madhya Pradesh Agar Malwa.	
1.2	National Highway Number	NH-552G Amla Agar to Ujjain Section	
1.3	State	Madhya Pradesh	
1.4	Location	NH- 552G Tanodiya to Agar Malwa Section	
1.5	(Chainage in km)	From Ch:45.900 to 61.990 along the highway and Ch 50.040 crossing	
1.6	Length in Meters	16090 along the highway and 1 crossing (30mtr) total 16120m tr	Crossing
1.7	Width of available ROW	30 m	
	(a) Left side from center line towards increasing chainage/km direction	NH-552G Ch 50.040 to Ch 61.990 Agar City Ujjain Section - 15.00 m	
	(b) Right side from center line towards increasing chainage/ km direction	NH-552G Ch 45.900 to Ch 50.040 Ujjain Section - 15.00 m	Crossing
1.8	Proposal to lay underground electrical cable/OFC	NA	
	(a) Left side from center line towards increasing chainage/km direction.	NA	
	(b) Right side from center line towards increasing chainage/km direction.	NA	
1.9	Proposal to acquire land		
	(a) Left side from center line.	NA	
	(b) Right side from center line.	NA	
1.10	Whether proposal is in the same side where land is not to be acquired	NA	
	If not then where to lay the cable.	NA	
1.11	Details of already laid services, If any, along the proposed route	NA	
1.12	Number of existing lanes (2/4/6/8 lanes)	2 lanes	
1.13	Proposed Number of lanes (2 lanes with paved shoulders/4/6/8 lanes)	2 lanes with paved shoulders	
1.14	Service road existing or not	No	
	If yes then which side		





[Signature]
Team Leader
Voyants JV-G Eng.
UJRP

[Signature]
Manager (Tech.)
NHAI PIU Ujjain (M.P)


	(b) Right side from centre line		
1.15	Proposed service road	No	
	(a) Left side from center line		
	(b) Right side from center line		
1.16	Whether proposal to lay Gas pipeline is after the service road or between the service road and main carriageway	No	
1.17	Whether carrying of sewage / Gas pipeline has been proposed on highway bridges. If yes, then mention the methodology proposed for the same.	No	
1.18	Whether carrying of sewage / Gas pipeline has been proposed on the parapet/any part of the bridges If yes, then mention the methodology proposed for the same.	No	
1.18	If crossing of the road involved		
	if yes, it shall be either encased in pipes or through structure or conduits specially built for that purpose at the expenses of the agency owning the line	Open cutting method	
	(a) Whether existing drainage structures are allowed to carry sewage / Gas pipeline	No	
	(b) Is it on a line normal to NH	Yes	
	(c) What is the distance of crossing the sewage/Gas pipelines from the existing structures Crossings shall not be too near the existing structures on the National Highway, the minimum distance being 15 meter	No nearby structure till 15Mtr	
	(d) The casing pipe (or conduit pipe in the case of electric / OFC cable) carrying the utility line shall be of steel, cast iron, or reinforced cement concrete and have adequate strength and be large enough to permit ready withdrawal of the carrier pipe/cable. Mention type of casing.	Mild steel	
	(e) Ends of the casing/conduit pipe shall be sealed from the outside, so that it does not act as a drainage path.	Yes	
	(f) The casing/conduit pipe should, as minimum extend from drain to drain in cuts and toe of slope in the fills.	Yes	
	(g) The top of the casing/conduit pipe should be at least 1.2 meter below the surface of the road subject to being at least 0.3 m below the drain inverts. Mention the proposed details.	Carrier pipe will be laid at a depth of 1.2Meter below the lowest ground level through Trench-less Technology	
	(h) Mention the methodology proposed for crossing of road for the proposed Gas pipeline. Crossing shall be by boring method [Trench-less Technology] especially where the existing road Pavement is of cement concrete or dense bituminous concrete type.	Trench-less Technology	
	(I) The casing/conduit pipe shall be installed with an even bearing throughout its length and in such a manner as to prevent the formation of a Gas way along it.	NA	
2	Document / Drawings to be enclosed with the proposal.		
2.1	Cross section showing the size of trench for open trenching method (Is it normal size of 1.2m deep X	NA	



 Manager (Tech.)
 HAI PIU Ujjain (M.P.)



 Team Leader
 Voyants JV-G Engg
 UJRP




	0.3m wide)		
	(i) Should not be greater than 60 cm wider than the outer diameter of the pipe.	NA	
	(ii) Located as close to the extreme edge of the right-of-way as possible but not less than 15 meter from the centre-lines of the nearest carriageway.	NA	
	(iii) Shall not be permitted to run along the National Highways when the road formation is situated in double cutting. Nor shall these be laid over the existing culverts and bridges.	NA	
	(iv) These should be so laid that their top is at least 0.6 meter below the ground level so as not to obstruct drainage of the road land.	NA	
2.2	Cross section showing the size of pit and location of cable for HDD method.	Yes	
2.3	Strip plan / Route Plan showing Gas pipe line, Chainage, width of ROW, distance of proposed Gas pipeline with OFC from the edge of ROW, important mile stone, intersections, cross drainage works etc.	Incorporated in the Drawing	
2.4	Methodology for laying of Gas pipe line.		
2.4.1	Open trenching method. (May be allowed in utility corridor only where pavement is neither cement concrete nor dense bituminous concrete type. If yes, What is the Methodology of refilling of trench	NA	
	(a) The trench width should be at least 30 cm, but not more than 60 cm wider than the outer diameter of the pipe.	NA	
	(b) For filling of the trench, Bedding shall be to a depth of not less than 30 cm. It shall consist of granular material free of lumps, clods and cobbles and graded to yield a firm surface without sudden change in the bearing value. Unsuitable soil and rock edged should be excavated and replaced by selected material.	NA	
	(c) The backfill shall be completed in two stages (i) side fill to the level of the top to the pipe and (ii) overfill to the bottom of the road crust.	NA	
	(d) The side fill shall consist of granular material laid in 15cm layers each consolidated by mechanical tampering and controlled addition of moisture to 95% of the Proctor's Density. Over fill shall be compacted to the same density as the material that had been removed. Consolidation by saturation or pending will not be permitted.	NA	
	(e) The road crust shall be built to the same strength as the existing crust on either side of the trench. Care shall be taken to avoid the formation of a dip at the trench.	NA	
	(f) The excavation shall be protected by flagman, signs and barricades, and red lights during night hours.	NA	
	(g) If required, a diversion shall be constructed at the expenses of agency owning the utility line	NA	
2.4.2	Trench-less Technology(HDD) Method	Yes	
2.4.3	Methodology for laying of Gas Pipe Line through CD works and method of laying. In cases where the carrying of Gas pipeline on the bridge becomes inescapable.	NA	



 Manager Technical
 NHAI PIU Ujjain (M.P.)


 Team Lead
 Voyants JV-G Engr
 UJRP



3	Draft License Agreement signed by two witnesses	Yes	
4	Performance Bank Guarantee in favour of NHAI has to be obtained @ Rs 50/- per running meter (parallel to NH) and Rs1,00,000/-per crossing of NH, for a period of one year initially (extendable if required till satisfactory completion of work)as a security for ensuring/making good the excavated trench for laying the Gas pipeline with OFC /ducts by proper filling and compaction, clearing Debris/loose earth produced due to execution of trenching at least 50m away from the edge of the right of way. No payment shall be payable by the NHAI to the licensee for clearing debris /loose earth. Performance BG as per above is to be obtained.	MCGDPL Construction will pay Bank Guarantee as and when intimated by NHAI.	
4.1	Confirmation of BG has been obtained or not as per NHAI guidelines		
5	Affidavit / Undertaking from the Applicant for the following is to be furnished.		
5.1	Not to Damage to other utility, if damaged then pay the losses either to NHAI or to the concerned agency	Yes	
5.2	For Renewal of Bank Guarantee	Yes	
5.3	For Confirming all standard condition of Ministry Circulars and NHAI's guideline	Yes	
5.4	For Shifting of Gas pipe line as and when required by NHAI at their own cost	Yes	
5.5	For Shifting of Gas pipeline due to widening of NH	Yes	
5.6	For Indemnity against all damages and claims	Yes	
5.7	For Traffic movement during laying of Gas pipe line to be managed by the applicant.	Yes	
5.8	If any claim is raised by the Concessionaire then the same has to be paid by the applicant.	Yes	
5.9	Prior approval of the NHAI shall be obtained before undertaking any work if installation, shifting or repairs, or alterations to the Gas pipe line/any other utility located in the National Highway right-of-way.	Yes	
5.10	Expenditure, if any, incurred by NHAI for repairing any damage caused to the National Highway by the laying, maintenance or shifting of the Gas pipe line will be borne by the applicant agency owning the line.	Yes	
5.11	If the NHAI considers it necessary in future to move the utility line for any work of improvement or repairs to the road, it will be carried out as desired by the NHAI at the cost of the agency owning the utility line within a reasonable time (not exceeding 60 days) of the intimation given.	Yes	
5.12	Certificate from the applicant in the following format		
	(i) Laying of Gas pipe line will not have any deleterious effects on any of the bridge components and roadway safety for traffic.	Yes	
	(ii) "We do undertake that I will relocate service road/approach road/utilities at my own cost notwithstanding the permission granted within such time as will be stipulated by NHAI" for future six-lanning or any other development."	Yes	


 Manager Technical
 NHAI PIU Ujjain (M.P.)



 Team Leader
 Voyants JV-G Eng.



6	Who will sign the agreement on behalf of Gas pipe line agency?	VP & Cluster Head- Madhya Pradesh	
	Power of Attorney to sign the agreement is available or not	Yes	
7	The Project Director, will submit the following Certificates.		
7.1	Certificate for proposal for confirming of all standard condition issued vide Ministry of Road Transport and Highways Circular No. RW/NH-33044/29/2015/S&R (R) dated 22.11.2016		
7.2	Certificate from PD in the following format		
	(i) " It is certified that any other location of the Gas pipeline would be extremely difficult and unreasonable costly and the installation of Gas pipeline within ROW will not adversely affect the design, stability & traffic safety of the highway nor the likely future improvement such as widening of the carriageway, easing of curve etc".		
	(ii) for 6-laning		
	(a) Where feasibility is available "I do certify that there will be no hindrance to proposed widening of NH based on the feasibility report considering proposed structure at the said location".		
	(b) In case feasibility report is not available "I do certify that sufficient ROW is available at site for accommodating proposed widening of NH".	Land acquisition done as per 2/3 lane is 30 m corridor	
8	If NH section proposed to be taken up by NHAI on BOT basis – a clause is to be inserted in the agreement."The permitted Highway on which Licensee has been granted the right to lay Gas pipeline with OFC/duct has also been granted as a right of way to the concessionaire under the concession agreement for up-gradation of [----- ----- Section from Km ----- to Km ----- of NH No.----- on Build, Operate and Transfer basis] and therefore, the licensee shall honour the same."	YES	
9	Who will supervise the work of laying of utility pipe line	GA Head	
	(a) On behalf of the Applicant	Megha City Gas Distribution Pvt. Ltd.& authorized consultant	
	(b) On behalf of NHAI	NHAI	
10	Who will ensure that the defects in road portion after laying of Gas Pipe line are corrected and if not corrected then what action will be taken	-	
	(a) On behalf of the Applicant	Megha City Gas Distribution Pvt. Ltd.	
	(b) On behalf of NHAI		
11	Who will pay the claims for damages done/disruption in working of Concessionaire if asked by the Concessionaire?	Megha City Gas Distribution Pvt. Ltd.	
	On behalf of the Applicant		
12	A certificate from PD that he will enter the proposed permission in the register of records of the permissions in the prescribed preform (copy enclosed).		


Manager (Tech.)
NHAI PIU Ujjain (M.P.)

Team Leader
Voyants JV-G Eng.
UJRP



13	If any previous approval is accorded for laying of underground Gas pipeline then Photocopy of register of records of permissions accorded as maintained by PD then copy be enclosed	NA	
14	Name of Highway authority of NHAI/PWD/BRO	National Highway Authority of India, PIU-Ujjain	
15	Highway Administration address	Project Director, NHAI, PIU - Ujjain, B-21/9, Mahananda Nagar, Ujjain (M.P.)-456010	


Verified by



Geni
Team Leader
Voyants JV-G Eng.
UJRP

[Signature]
Project Director
National Highway Division, Ujjain
Project Director
NHAI, PIU- Ujjain

[Signature]
Manager (Tech.)
NHAI PIU Ujjain (M.P.)



W. J. Royants
Team Leader
Royants JV-Grp. Eng.

Carroll
H. B. Carroll
1907